


Termodin/air\

SMOKEJET NATURAL VENTILATION AND SMOKE EXTRACTION



Large illustration: SMOKEJET with polycarbonate louvre blades integrated in a glass skylight.



Installed in a EUROLIGHT



SMOKEJET in vertical glazing



Connected to a trapezoidal gable roof

Information about SMOKEJET

The SMOKEJET is a louvred ventilator for natural ventilation and smoke and heat extraction. It is a maintenance-free, compact and lightweight unit available with a variety of control options and finishes to suit all industrial and most commercial applications. The ventilator side panels are reinforced by internal longitudinal sections. The unit is made from corrosion-resistant aluminium alloy, AlMg3. The louvres are controlled by a pneumatic cylinder fitted with special permanent lubrication or by an electric motor. In the event of fire the thermal release system triggers automatically and independently of all other control mechanisms. The louvre blades can be made of glass, polycarbonate or aluminium. Due to the variable unit dimensions and the adaptor flange range, the SMOKEJET can be easily installed in all customary roof and wall constructions, also as a natural ventilation and smoke extraction system.

Advantages:

- Ideal for use on Northlight roofs and roofs with an inclination of 30° to 90°, as well as in walls
- Individual customisation for all roof openings up to 5.71 m²
- Suitable for everyday ventilation (full ventilation at a louvre position of 90°)
- Only one drive per unit necessary
- The pneumatic or electric drive is completely hidden inside the frame
- Only one control cable necessary
- Good aerodynamic efficiency
- Channels in the louvre blades conduct rainwater into a lateral drainage channel and prevent it from entering the building

The SMOKEJET complies with DIN EN 12101-2 and VdS 2159 (depending on the specification). The EC declaration of conformity is delivered with the product.



Field of application:

- Flat roofs
- Skylight systems
- Northlight roofs

Design characteristics:

The SMOKEJET is made up of an aluminium alloy frame (AlMg3) and a given number of pivoting aerodynamic louvre blades depending on the frame size. A choice of aluminium, glass and polycarbonate louvre blades is available. The louvres are opened and closed by an internal pneumatic cylinder or a servomotor. The louvre hinges are made of aluminium and pivot in UV-resistant nylon bushes.

Sizes:

The units can be produced in all widths and defined lengths up to 2,226 x 2,966 mm. The length results from the width of the individual louvre blades: 133 mm (Length = number of louvre blades x 133 mm + 40 mm for the frame).

SMOKEJET

The SMOKEJET is tested and certified for:

- Functional reliability up to Re 1000*
- Functional reliability at wind loads up to WL 3000 (3000 Pa)
- Functional reliability at snow loads up to SL 1500 (1500 N/m. / VdS-certification min. 500 N/m²)*
- Functional reliability at low ambient temperatures down to T(-15) (-15 °C)*
- Sound insulation levels according to our specifications
- Functional reliability up to heat-exposure rating of B 300-E (300 °C / fire-resistance rating E)*
- Tested by the Material Testing Authorities of North Rhine-Westphalia*
- Tested by other independent testing institutes*
- Approved by VdS*

* depending on system size and model

The SMOKEJET is also tested for:

- Correct operation during fatigue testing (10,000 opening cycles)
- Aerodynamically efficient opening surface
- Corrosion and aging resistance

In the event of fire, the SMOKEJET with pneumatic drives open:

- Automatically via a thermal priority valve connected to a CO₂ cartridge
- Via an emergency fire control unit with a CO₂ cartridge
- Via a fire alarm control unit triggered by smoke detectors or actuator buttons (optional)

In the event of fire a smoke-and-heat-extraction-system control cabinet with backup batteries actuates the 24 V versions with servomotors:

- Via smoke detectors or actuator buttons
- Via an intermediate fire alarm control unit (both systems optional)



thermal priority valve connected to a CO₂ cartridge

Triggering for everyday ventilation

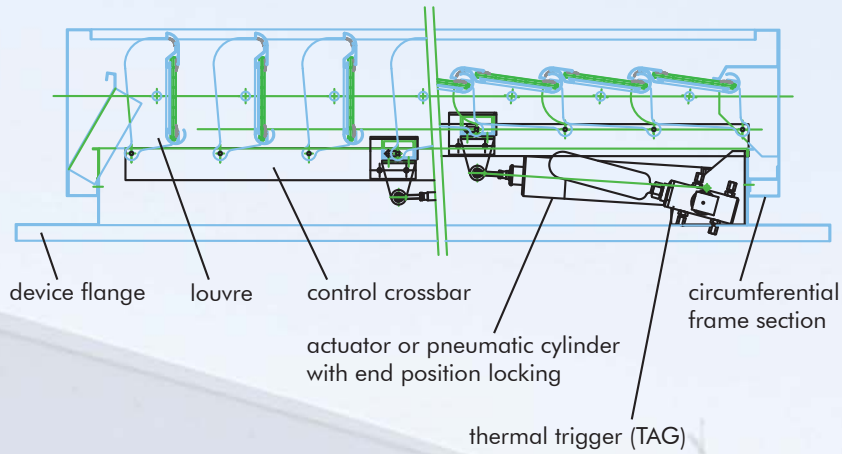
via the building's compressed-air network, a ventilation control cabinet (pneumatic control), or a smoke-and-heat-extraction-system control cabinet (24 V servomotors):

- Ventilation control cabinet
- Actuator buttons
- Timer for night cooling (optional)
- Wind and rain sensors for protection against bad weather (optional)

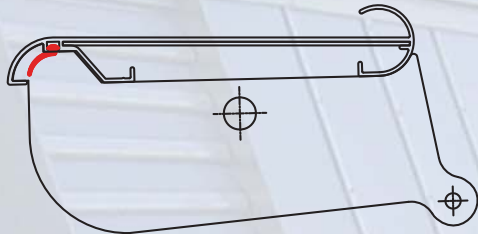


SMOKEJET

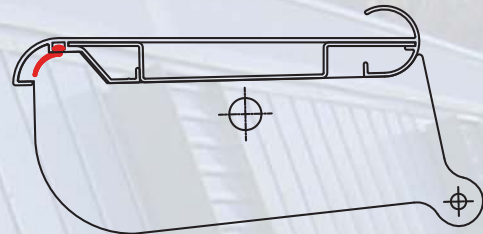
The louvre hinges are made of aluminium and pivot in UV resistant nylon bushes.



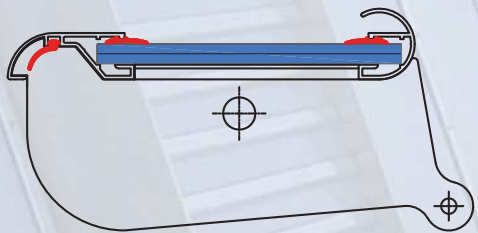
Louvre blades:



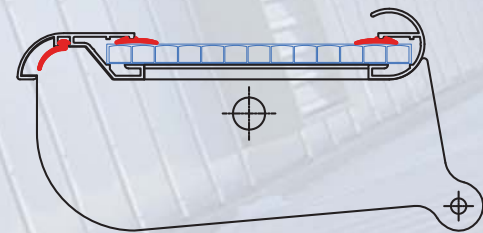
A1 – Single-skin aluminium louvre blade



A2 – Double-skin aluminium louvre blade



GL – Single-skin LSG glass louvre blade



PC – Polycarbonate louvre blade